




MSVKC Series

MULTI-STAGE VERTICAL SEALLESS PUMPS

MSVKC VERTIMAG™ Pumps

1 1/2 to 3 HP
(.55 to 1.5 kW)



MSVKC
Polypropylene

Pat. No. 5,708,313

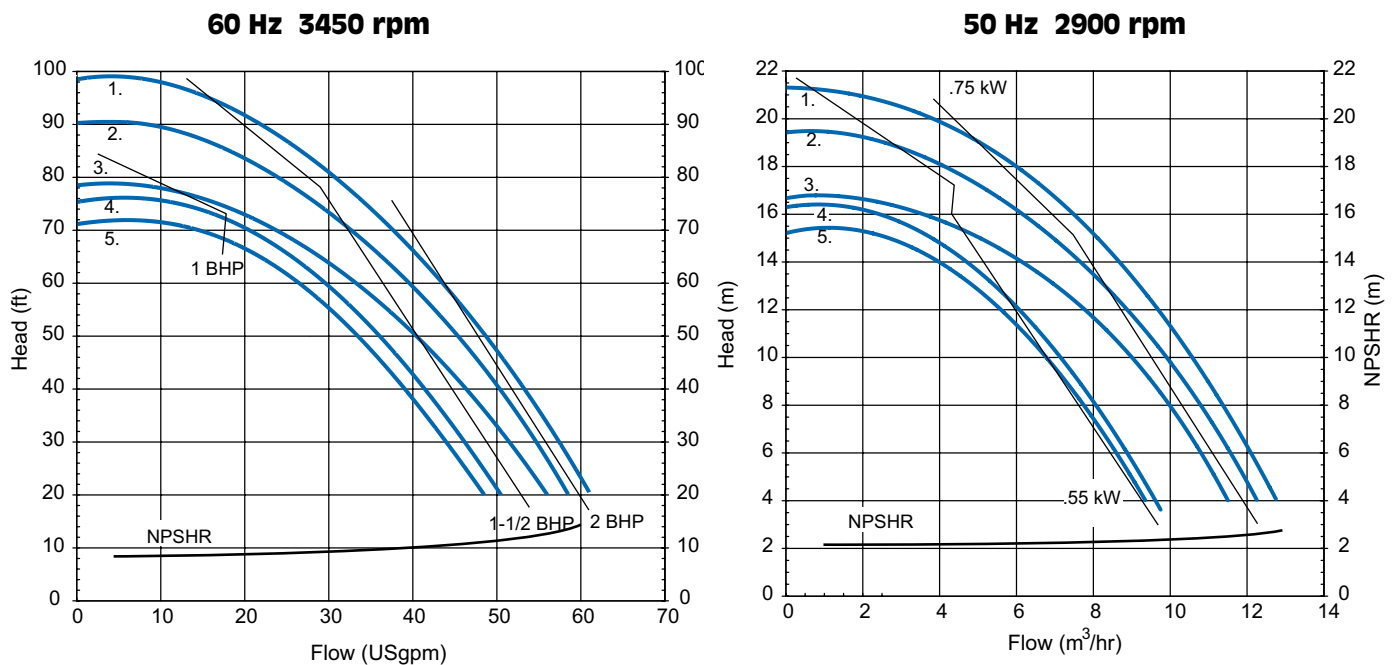
Features

- Sealless mag drive technology - eliminates microbubbles
- Multi-Stage design: Generates increased head at low flow rates, low power consumption, wide hydraulic envelope allows for mix and match impeller sizes
- Unique interconnecting drive shaft - transmits torque from magnetic coupling to first stage impeller
- Independent thrust bearings at each stage for maximum reliability
- Polypropylene or PVDF construction
- Titanium, Hastelloy C or PVDF housing bolts
- Custom mounting plates available
- Accepts standard NEMA 56C or IEC 63, 71 and 80 with B14 frame motors
- Maximum working pressure 80 psi (5.4 bar)
- Maximum temperature: 140°F (60°C)
- Maximum flow 60 gpm (13.6 m³/hr.), maximum head 100 ft. (20 m)

MultiStage is also available in a horizontal design

Performance

Note: Numbers 1, 2, 3, 4, 5 on curves indicate impeller diameter combinations. See specifications.



Specifications

MODEL (CONSTRUCTION)	SUCTION DISCHARGE	IMPELLER SIZE		MAX. FLOW		MAX. HEAD		MOTOR DRIVE		MAX. S.G. @ 50 cps
		inch	cm	3450 rpm gpm	2900 rpm m ³ /hr	3450 rpm ft	2900 rpm m	3450 rpm hp	2900 rpm kw	
MSVKC1 (P, V)	1-1/2" FNPT/BSP 1" MNPT/BSP	3.88+3.88	9.86+9.86	61	12.7	99	21.3	3	1.1	1.5
MSVKC2 (P, V)		3.50+3.88	8.89+9.86	59	12.2	90	19.4	2	1.1	1.5
MSVKC3 (P, V)		3.50+3.50	8.89+8.89	56	11.5	79	16.7	2	.75	1.5
MSVKC4 (P, V)		3.19+3.50	8.10+8.89	51	9.7	75	16.2	1.5	.75	1.8
MSVKC5 (P,V)		3.00+3.50	7.62+8.89	49	9.3	71	15.2	1.5	.55	1.8

P - Polypropylene glass filled, carbon, PTFE, high purity ceramic and FKM.

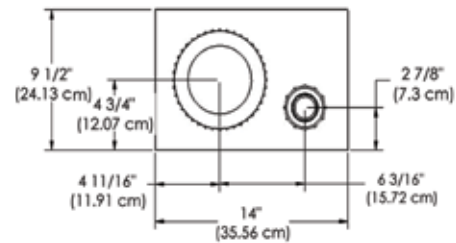
V - PVDF carbon filled, carbon, PTFE, high purity ceramic and FKM.

Note: Actual performance may vary. Pump models and performance vary with conditions.

Dimensions *(Shown with optional mounting plate and discharge pipe.)*

MODEL	MOTOR FRAME	A*		B*	
		inch	cm	inch	cm
MSVKC	56C	6-1/2	16.5	9	22.86
	71 IEC	4-1/8	10.5	8	20.3
	80 IEC	4-23/32	12	9	22.9

*Varies with motor manufacturer



Available Lengths

	C18	C24	C30	C36	C42
inch	16-5/8	22-11/16	28-3/4	34-13/16	40-7/8
cm	42.3	57.6	73	88.4	103.8

	C48	C54	C60	C66
inch	46-15/16	53	59-1/16	65-1/8
cm	119.2	134.6	150	165.4

