

PS SERIES

THERMOPLASTIC PULSE & SURGE SUPPRESSOR

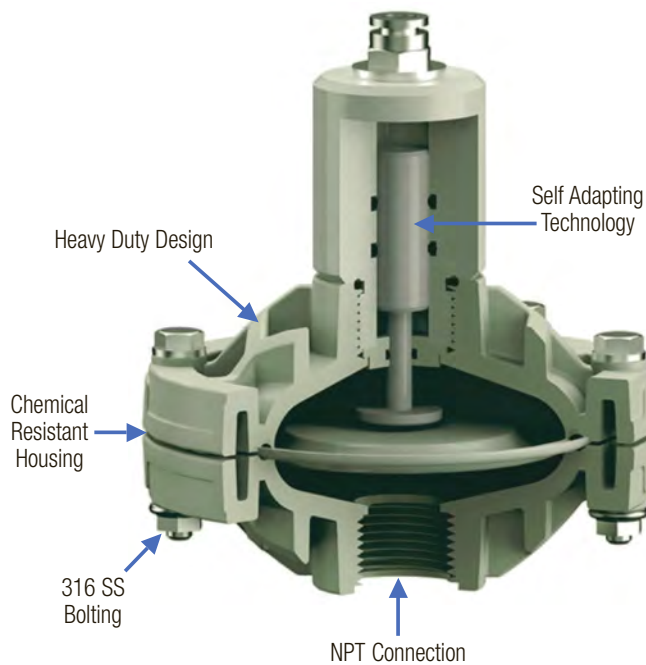
The new PS Series Surge Suppressor and Pulsation Dampener from Hayward are built tough and designed to operate flawlessly in the most demanding of industrial environments.

The PS Series offers a new air feed/bleed technology that is self-adaptive, always adjusting to the changing environment found within a pressurized piping system.

Designed to minimize the harmful hydraulic shocks caused by volumetric air diaphragm pumps, water hammer and metering/dosing pumps, the PS Series is maintenance free. The active diaphragm-plunger requires no preloading or tuning, responding immediately to dampen any shocks or hammer that may suddenly occur.

KEY FEATURES & BENEFITS

- All Thermoplastic Design in GFPP and PVDF Materials
- Easy to Install – Plug and Play
- No Pre-charging Required
- Lightweight for Easy Installation and Less Stress on the System
- Corrosion Resistant Internally and Externally
- Long Lasting Heavy Duty PTFE Diaphragm
- Self-adapting Technology – Constantly Reacting to Hydraulic Demands
- Reduce Damaging Effects of Water Hammer
- Small Footprint with In-line Design
- Easy to Size – No Preloading Required
- Self-adapting – Up to 90% + Reduction in Pressure Spikes
- Suitable for Viscous Liquids
- Reduces Vibration – Longer Lasting Fittings, Valves, Sensors
- Provides Constant Output Required for Flow Meters, Pressure Gauges, etc.

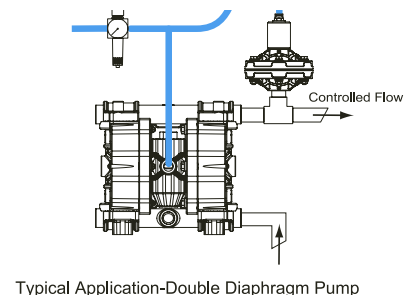
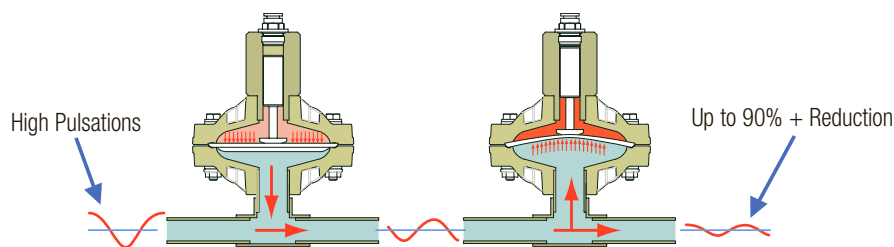


PS Series

THERMOPLASTIC PULSE & SURGE SUPPRESSOR



SURGE SUPPRESSOR



Typical Application-Double Diaphragm Pump

MODEL SIZE: 75

TECHNICAL DATA

Inlet/Outlet	3/4"
Air Connection	3/8"
Air Exhaust Plug	1/4"
Max Pressure (Inlet)	150 psi
Dimension	ø 4.7" x 4.9" H

MATERIALS

Glass Filled Polypropylene (GFPP)
Polyvinylidene Fluoride (PVDF)

APPLICABILITY

25R - D
50R - D

MODEL SIZE: 100

TECHNICAL DATA

Inlet/Outlet	3/4"
Air Connection	3/8"
Air Exhaust Plug	1/4"
Max Pressure (Inlet)	150 psi
Dimension	ø 7.2" x 6.9" H

MATERIALS

Glass Filled Polypropylene (GFPP)
Polyvinylidene Fluoride (PVDF)

APPLICABILITY

25R - D
50R - D

MODEL SIZE: 150

TECHNICAL DATA

Inlet/Outlet	3/4"
Air Connection	3/8"
Air Exhaust Plug	1/4"
Max Pressure (Inlet)	150 psi
Dimension	ø 4.7" x 4.9" H

MATERIALS

Glass Filled Polypropylene (GFPP)
Polyvinylidene Fluoride (PVDF)

APPLICABILITY

25R - D
50R - D

MODEL SIZE: 200

TECHNICAL DATA

Inlet/Outlet	3/4"
Air Connection	3/8"
Air Exhaust Plug	1/4"
Max Pressure (Inlet)	150 psi
Dimension	ø 4.7" x 4.9" H

MATERIALS

Glass Filled Polypropylene (GFPP)
Polyvinylidene Fluoride (PVDF)

APPLICABILITY

25R - D
50R - D